

# Datasheet

## Crumbler *HE*



4545 BOYCE PARKWAY STOW, OHIO 44224  
INFO@ANDERSONFEEDTECH.COM  
☎ +1 216-641-1112  
www.andersonfeedtech.com




**ANDERSON™**  
FEED TECHNOLOGY  
*powered by Ottevanger*

## General

Anderson's crumble technology is based on two large, independently driven rollers, which ensure an optimum product size with minimum generation of fines. An integrated rotating feeder ensures an even distribution of the pellets to the crumbler rolls. Large-scale axially and radially corrugated rolls rotate at equal speeds in opposite directions, and cut the pellet into crumbles. Using accurate measurement, the large 12" crumbler rolls guarantee an optimum result. The optional remote roller adjustment system increases the efficiency and simplifies the adjustment of the roller distance during production.

## Features

- Housing manufactured from mild steel
- Rotating feeder from mild steel
- Two solid 12 inch axially and radially corrugated rolls from hard cast iron (hartguss)
- Rolls independently driven
- Transmission via V-belts
- Accurate adjustment of crumble size
- Manual or remote roller adjustment
- Read-outs accurate to 0.003 inches
- Safety provisions against foreign objects via die springs
- Heavy duty, closed shaft bearings
- Inspection hatch with safety switch
- Level indication included

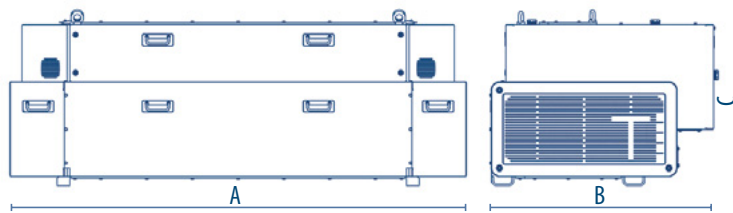



## High Efficiency Line

The development of our new High Efficiency (HE) line concentrated not only on higher performances and a more hygienic design but also lower energy consumption. The new HE line gives excellent access to all maintenance areas. With this HE line Anderson Feed Technology takes a new step forward.

## High Efficiency advantages

- More capacity with same energy level
- Frequency controlled dual rotation feeder (by-pass function), frequency converter not included
- Rolls are removable from front and the sides
- 50% more revision options of the rollers .
- Easy access for maintenance



Type	Capacity (t/h)*	Dimensions (inches)				Motorpower (Hp)
		A	B	C	Inlet	
CR 307	0 - 15	54	48	35	606 x 215	1 - 10 - 10
CR 313	10 - 30	78	48	35	1206 x 215	1 - 15 - 15
CR 318	15 - 40	99	48	35	1746 x 215	1 - 20 - 20

- \*) the mentioned capacity depends on:
- kind of product
  - diameter of the pellet
  - kahl hardness of the pellet
  - density
  - required dimensions of the crumble